

Austube **Schröder**

Experts in lightability™



DIVERSITY &
FLEXIBILITY
FOR DESIGN

GREENSTAR 3 – 75 GS3 RECESSED

Continuous recessed linear aluminium profile with integral driver

GREENSTAR 3 – 75 GS3 RECESSED



Continuous recessed slim edge linear aluminium profile 75 x 82mm (WxH) with optional stand-alone surge protection. Replaceable quick fit gear tray modules with safety lanyards. High performance Samsung LED package, 3 MacAdam steps. Integral driver with current selection. Delivered efficacy rating of 135lm/W (CRI80). L90 B10 104,000h. All Coextruded diffusers options with no visible spotting and uniform appearance. Section joint secured by way of tool-less constant pressure Kwik-Lock fastener with polarised plug connection system. Minimum 7 year warranty. Optional 10 Year Warranty

Base System:

Australian made high grade aluminium profile, replaceable quick fit gear tray modules with safety lanyards, optional stand-alone surge protection, 2mm screwed endplates

Light Engine:

Custom board with Samsung LED package, quality European drivers as standard

Optics:

High performance PLEXILED, Double Parabolic Louvre, Glare Control, Day & Night diffuser with no visible spotting and uniform appearance

Accessories:

Fully lit mitre bends (contact Austube for available angles), Emergency Pack, Spitfires

Mounting Options:

Recessed Brackets





KEY ADVANTAGES

- Australian made high grade aluminium profile
- Replaceable modular gear trays
- Optional stand-alone surge protection
- 2mm screwed endplates
- SELV LED Engine
- High performance PlexiLED, Double Parabolic Louvre, Glare Control, Day & Night diffuser with no visible spotting and uniform appearance

GENERAL INFORMATION

Installation type	Recessed Brackets
RCM Mark	Yes
Certifications	AS/NZS/IEC 60598, ROHS

HOUSING AND FINISH

Housing	High grade aluminium profile Finish: Natural Anodised or Powder Coated
Gear tray	High grade extruded aluminium profile
End plates	Aluminium screwed endplate Finish: Natural Anodised or Powder Coated
Light distribution	Direct
Optics/Diffuser	PlexiLED (PMMA)/Double Parabolic Louvre/Glare Control/Day & Night
Tightness level	IP 20

PERFORMANCE

	PlexiLED	Parabolic Louvre	Glare Control
Lumen Min (lm/m)	1497	1195	1372
Lumen Max (lm/m)	4069	3248	3729
Power consumption Min (W)	11.5	11.5	11.5
Power consumption Max (W)	30.39	30.39	30.39
Efficacy (lm/W) up to	135	109	124

OPERATING CONDITIONS

Operating temperature range (Ta)	-25°C up to +40°C (Dependant on application)
----------------------------------	---

ELECTRICAL INFORMATION

Electrical class	Class 1
Nominal voltage	198-264V – 50Hz
Power factor (at full load)	> 95%
Surge protection (kV)	Mains surge capability (between L/N – PE) 2kV Optional 10kV with stand-alone SPD
LED Engine	SELV
Control protocol(s)	Fixed Output, DALI, Switch Dim/ Touch Dim/ Push Dim
Control options	Based on application and design architecture
Sensor/automation	Integrated accessories (optional - on request)

OPTICAL INFORMATION

LED colour temperature	Standard: 3000K, 4000K Optional: 2700K, 3500K, 5000K, 6500K, Cyanosis, Tuneable white 2700K-6500K, RGBW
Colour rendering index (CRI)	>80 Optional: >90
Standard Deviation Colour Matching (SDCM)	3 MacAdam Steps

RATED LUMEN MAINTENANCE

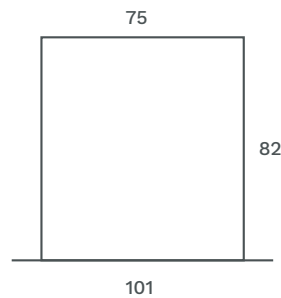
All configurations	L90 B10 = 104,000h
--------------------	--------------------

ACCESSORIES

	Fully lit mitre Bends (Contact Austube for angles), Emergency Pack, Spitfires
--	---

DIMENSIONS AND MOUNTING

W x H (mm)	75 x 82
Weight (kg/m)	3.7
Mounting possibilities	Recessed Brackets



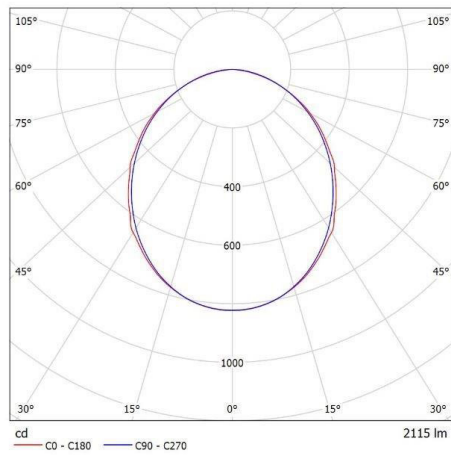
PERFORMANCE – PlexiLED

Output Current (mA)	Lumen Output (lm/m)	System Power (W/m)	System Efficacy (lm/W)
350	1497	11.5	130
400	1705	12.91	132
500	2107	15.64	135
600	2519	18.6	135
700	2916	21.54	135
800	3306	24.41	135
900	3691	27.28	135
1000	4069	30.39	134

Note: The above output values are 'delivered' lumens. This takes into consideration the optical efficacy of the luminaire. Above values are based on 4000K colour temperature and 25° C ambient temperature. Outputs for 1m length.

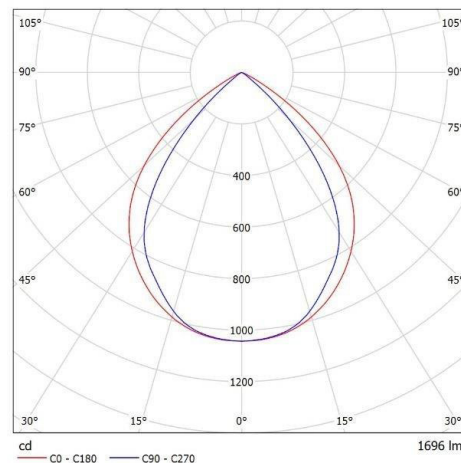
LIGHT DISTRIBUTIONS

Luminaire: Austube 75 GS3 1029_500_4000_CRI_80 Lamps: 1 x 4000 CRI 80



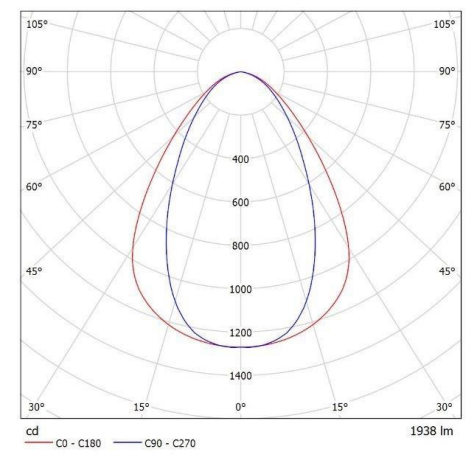
PlexiLED

Luminaire: Austube 75 GS3 LOUVRE 1080_500_4000_CRI_80 Lamps: 1 x 4000 CRI 80



Parabolic Louvre

Luminaire: Austube 75 GS3 UGR 1029_500_4000_CRI_80 Lamps: 1 x 4000 CRI 80



Glare Control

Custom Outputs and associated ies files can be obtained by visiting <https://austube-configurator.com>

TO SPECIFY

Continuous recessed slim edge linear aluminium profile 75 x 82mm (WxH) with optional stand-alone surge protection. Replaceable quick fit gear tray modules with safety lanyards. High performance Samsung LED package, 3 MacAdam steps. Integral driver with current selection. Delivered efficacy rating of 135lm/W (CRI80). L90 B10 104,000h. All Co-Ex diffuser options with no visible spotting and uniform appearance. Section joint secured by way of tool-less constant pressure Kwik-Lock fastener with polarised plug connection system. Minimum 7 year warranty. Optional 10 Year Warranty