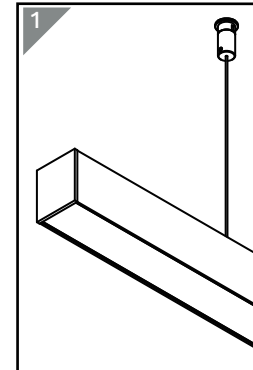
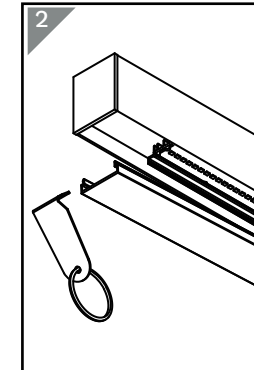


Important note: Install/service by licensed/authorised installer only.

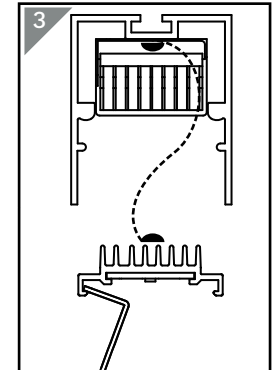


Ensure unit is safe and secured before proceeding

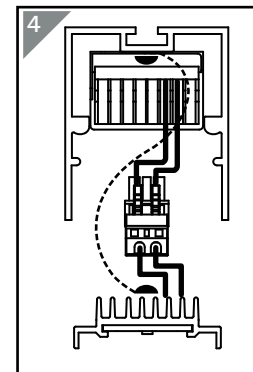
Note: Make sure power is disconnected



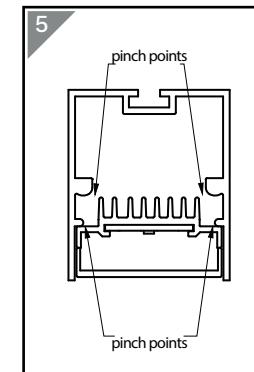
Use Austube Schröder remover tool to remove diffuser



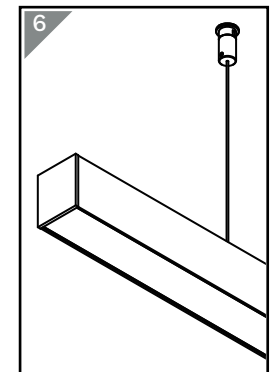
Carefully use Austube Schröder remover tool to remove geartray



Disconnect connection to service unit. Undo lanyards for geartray upgrade/replacement



Retrace steps 4/3/2 Make sure all cables are cleared from pinch and geartray is snapped back in properly



Make sure system is reconnected and secured to complete